

GESTEM 2022

Guide Training Presentation

MAY 17TH 2022

AURARIA CAMPUS, DOWNTOWN DENVER


1255 10TH ST PLAZA, DENVER, CO 80204

8:00 AM TO 3:00 PM

*Note, add PLAZA
when using Google
Maps*

Agenda

- **GESTEM 2022 information**
- **Logistics**
 - Contact Information
 - Schedule
 - Parking
 - Attire/What to Bring
 - Food
- **Photos & Surveys**
- **Additional information and communication tips**



INFORMATION ABOUT GESTEM 2022


GESTEM 2022

- 18th annual event - last in-person was 2019
- 700 students
- Approx. 85 guides
- 28 companies presenting workshops

MAY 17TH 2022

**AURARIA CAMPUS, DOWNTOWN
DENVER**

8:00 AM TO 3:00 PM



Volunteer Summary


Presenters

- Role: Lead students through hands-on STEM workshop
- Facilitate discussion about STEM-related career fields
- Share personal experience working in STEM field
- Encourage Guides to participate and interact during the workshop

Volunteer Summary

Guides

- Role: Guide students to each workshop and help students get the most out of workshop activities
- Answer (and ask!) questions throughout the day
- Share your personal experiences in STEM careers.
- Get involved in workshops



Day of Logistics

WHERE TO GO & WHEN TO BE THERE!

Contact Info

- **Betsy Gillard - Guide Coordinator**
 - Cell: 520-241-3603
- **Auraria Campus Security (& Emergencies)**
 - [303-556-5000](tel:303-556-5000)
 - 911 from any campus phone



Find the pink shirts!

Schedule

<u>Time</u>	<u>Event</u>
8:00 AM	Guides arrive and check in
8:20-9:00 AM	Guide orientation
9:00-9:10 AM	Students arrive
9:10-9:50 AM	Welcome and icebreakers
10:00-10:50 AM	Workshop #1
11:00-11:50 AM	Workshop #2
12:00-12:50 PM	Lunch
1:00-1:50 PM	Workshop #3
1:50-2:00 PM	Escort students to PE/Event center
2:00-3:00 PM	Volunteer Wrap Up

Guide Schedule: Check-in & orientation

- 1255 10th Street Plaza, the PE / Event Center lobby
- Check-in is from 8-8:20 AM
- Guide orientation in the basketball gym until 9 AM
- Divide handouts and gifts into bags, 1 bag per student

Guide Schedule: Check-in & orientation

- Students arrive at 9 AM - hold up your table number to help them find you
- 6-8 students, each group will have sets of 2 girls from the same school
- We'll provide you with an ice-breaker activity
- Leave the roster on the table marking each student absent or present

Guide Schedule: Day

Three 50-minute workshops

- Each workshop will have approximately 24 students
- 10 minutes between workshops, take bathroom breaks and find new workshop room
- Surveys: fill yours and encourage students to fill theirs out after each workshop
- Don't be afraid to participate! Ask the students questions (or answer a few)

Guide Schedule: Wrap-up

- Workshop #3 concludes at 1:50PM
- Collect the students' surveys after they are finished
- Escort your students back to the PE/Event center - say your goodbyes!
- Volunteer Wrap-up at St. Cajetan's Chapel to receive a thank you gift and turn in surveys

Photo Info

- Contact swe.gestem@gmail.com for photos from your workshops
- Students that do NOT have signed photo releases can be identified by red lanyards
- Edit any photos after the event to remove student names and schools from their name tags

Photo Info - Example



← Photo 1:

- Good:
 - No students in the background to worry about
 - Student in the red shirt has her name and school removed from the name tag
- Bad:
 - Student 2's nametag is not visible

Photo 2: →

- Good:
 - Both student's nametags are visible and white
 - Students names and schools removed
- Bad:
 - Student in the background does not have a visible tag



Campus Map



Getting there

- PE/Event Center: 1255 10th Street PLAZA
- Lightrail stations:
 - Auraria West Station and
 - Colfax at Auraria Station
- Check RTD for nearby bus stops
- Plenty of bike racks for bike parking

Parking

Free parking available for volunteers:

- [Tivoli Garage Structure](#)
- [Spruce Street Surface Lot](#)
- Any other surface lots

Upon parking:

- Visit parking kiosk, select VALIDATION
- Enter parking code, then license plate #

Parking code: 1104043

(valid 5/17/2022 only)

What to bring


- Think minimal - we do not have anywhere to store your coats, purses, or bags
- Your cell phone (in case we need to get a hold of you)
- Snacks and a water bottle

What to wear

- Comfortable shoes! Comfortable clothes that still look professional (jeans ok, sweatpants not so much)
- A company polo or SWE logo shirt is always great
- A sweater/sweatshirt in case rooms are cool
- Prepare for rain: transitions between workshops are outside
- A watch (or your phone) to keep track of time

Food

- Breakfast
 - Complimentary coffee and breakfast snacks available
- Lunch
 - Sandwiches and snacks
 - Extra vegetarian lunches will be at registration desk
- Auraria Campus food vendors - note that school will not be in session so hours/options might vary ([see options here](#))



Event Day - Additional Logistics


Emergencies

If you have an emergency, such as a medical issue, security, etc:

1. Campus Police department is primary response team
2. Dial 911 from any campus phone or emergency phone box found around campus will go directly to Campus Dispatch.
3. From a personal cell, dial Campus Police at [303-556-5000](tel:303-556-5000). This is the fastest way to get police or EMTs to your location.
4. After calling the emergency numbers, return to registration area or contact any GESTEM planning committee member to make us aware of the issue.

Surveys

- Student surveys are included in your check-in packet - includes instructions for how to prepare the surveys
- Please return student surveys to us at volunteer wrap-up
- If you cannot make volunteer wrap-up, hand them to any GESTEM committee member after 3rd workshop



Communication

A few tips and tricks for promoting STEM fields
with middle school girls!

Introduction to the Students

When you first meet the girls introduce yourself and add a few extra facts to gain their attention...

Examples of fun extra facts:

- Why you originally wanted to work in a STEM field?
- What inspired you to pursue a STEM career?
- What was your “ah ha!” moment?
- What was your favorite subject when you were in 7th grade?
- What is the best part of your job?
- What do you love most about your job?
- What in the STEM field sparks your curiosity?

Interacting with Teen Girls

- Try to involve every girl in some part of your discussions and activities
- Be excited about the activities - your energy will directly impact them!
- Be prepared to listen. Don't interrupt. Ask more questions!
- Let the girls have a choice as much as possible
- When you don't know an answer, say so. Work together to find out the answer!

Engage the Students

- Between workshops, ask them questions! Doesn't need to be STEM-related: pets, favorite color, music, hobbies
- Ice breaker activities:
 - Two truths and a lie
 - If I were a _____, what type would you be? (animal, flower, famous person, etc.)
- Offer up more information about yourself, your work, hobbies, etc.

STEM Messaging

5 Powerful Messages

1. Curiosity

Engineers ask a lot of questions that start with Why? How? What If?

2. Creativity

Engineering is a great outlet for the imagination

3. Teamwork

Engineers work with so many different people, contractors, doctors, architects, anyone impacted by your work

4. Opportunities

An engineering degree offers freedom in finding one's dream job

5. Helping others

Reducing pollution, life-saving medical supplies, increasing efficiency and affordability for everyone

From DiscoverE Engineering

<https://discovere.org/volunteer/engineering-messages-to-share/>

Interested in Learning More?

Check out SWENext - and encourage students to do the same!

- Events, cool engineering related activities, information on different types of engineers and more can be found on the site

Thank you!

- We could not hold this event without the participation and commitment from volunteers like you.
- You are making a difference in 700+ girls' lives!
- Your enthusiasm for STEM activities will make this day memorable for each girl in your group.

